

GE3+GE4

ELECTRIC FIREPLACES



valor[®]
FIREPLACES

Valor Electric Fireplaces

Feel the heat.

All our electric fireplaces also provide heat, and include a 1400 or 2800 watt heater.

Glow of the fire.

Our electric fireplaces creates soothing flames and an ambient glow that brings to mind a real fire.

Cozy up your room.

Electric fireplaces are a simple way to create a cozy space in any room in your home.

Realistic-looking logs.

Valor's exclusive high definition logs create an authentic look.

Easy and safe to use.

Electric fires are easy to use. No chopping of wood or messy logs and fumes from a wood fireplace.

Efficiency

Valor electric fireplaces are an efficient, cost effective way to bring the look and feel of a real fire into your home.

Adjustable flame.

The remote control offers adjustable flame and color combinations to suit your style.

Non-reflective glass.

The non-reflective glass reduces the glare of light, improving your view of the fire.

Design your own.

Visit the Valor Fireplace Design Center to design your very own Valor Fireplace today.



To find out more, visit
valorfireplaces.com/why-valor



VALOR GE3
CLEARVIEW FRONT GE3CFV
BLACK BACKING PLATE GE3BPB1
SPLITWOOD GE3SWK

REPLACE AN OLD WOOD FIREPLACE

Need an insert for your old wood or gas fireplace? Valor GEs make it easy to replace an old fireplace and enjoy a realistic-looking, easy to use hearth in your home.

RENOVATE OR BUILD ANEW

Renovating a space or building anew? The GE4 is perfect when you want to install a new fireplace where one does not currently exist, or when you significantly renovate an old one.



SCAN TO FIND OUT MORE
ABOUT THE GE3:



EASY TO INSTALL

Every GE fireplace installs easily—their shape is similar to our well-tested gas fireplaces. Except you don't need to worry about heat damage or venting.

SIMPLE TO USE

With a touch of your remote or WiFi app, you can turn on and adjust the fire, flames and fire bed hues—no chopping wood or yearly maintenance necessary. valorfireplaces.com/electric-fireplaces



**VALOR GE3
CLEARVIEW FRONT GE3CFV
DRIFTWOOD GE3DWK**

1 VALOR LOGS

Valor's logs, expertly crafted for a realistic appearance in Valor's electric fireplaces—are exclusive to North America.

The black reflective panel gives depth to the flames and logs, while the LED lights highlight, create glow and varied flame hues—easily selected with your remote.

DESIGN YOUR OWN

On Valor's Design Center, you can design your own GE — a great way to see how your fireplace will look. design.valorfireplaces.com



BIRCH

GE4



GE3





DRIFTWOOD

GE4



GE3



SPLITWOOD

GE4



GE3





VALOR GE3
CLEARVIEW FRONT GE3CFV
BLACK BACKING PLATE GE3BPP1
BIRCH GE3BLK

2 VALOR TRIMS

Popular on our other fireplaces, our electric fronts suit a multitude of styles. Speak with your local Valor dealer to find out what's best for your space.

Select a GE trim on Valor's Design Center: design.valorfireplaces.com

CLEARVIEW VINTAGE IRON FRONT
OPTIONAL CLEARVIEW BACKING PLATE
(GE3 SHOWN)





**EDGEMONT PEWTER FRONT
OPTIONAL EDGEMONT BACKING PLATE
(GE4 SHOWN)**



**CLEAN INSTALL KIT
(GE4 ONLY)**





CONTROL YOUR FIRE

Use your Valor GE remote or download the C&J Smart Fire app to easily adjust and customize your fireplace to suit your mood and style.



NON-REFLECTIVE GLASS

The non-reflective glass reduces the glare of outside light or interior surroundings, improving your view.



AMBIENT LIGHT BED

Choose between eight light settings or set to automatically cycle through all the colors.

C&J SMART FIRE APP:
DOWNLOAD FROM
GOOGLE PLAY OR
APPLE APP STORE



SCAN BELOW
TO ENJOY THE CRACKLE
OF THIS FIRE!



VALOR GE4
EDGEMONT FRONT GE4EDPW
BACKING PLATE GE44SBP1
BIRCH GE4BLK



GLOWING FIRE BED
Select from five
brightness settings.



LIFE FLAME
Realistic flame effect includes
a choice of three flame colors
and five flame speeds.



**PROGRAMMABLE
TIMER**
Program the heat
daily or for seven days.



CRACKLE EFFECT
Add ambiance to your
fire with a choice of two
crackling wood fire sounds.

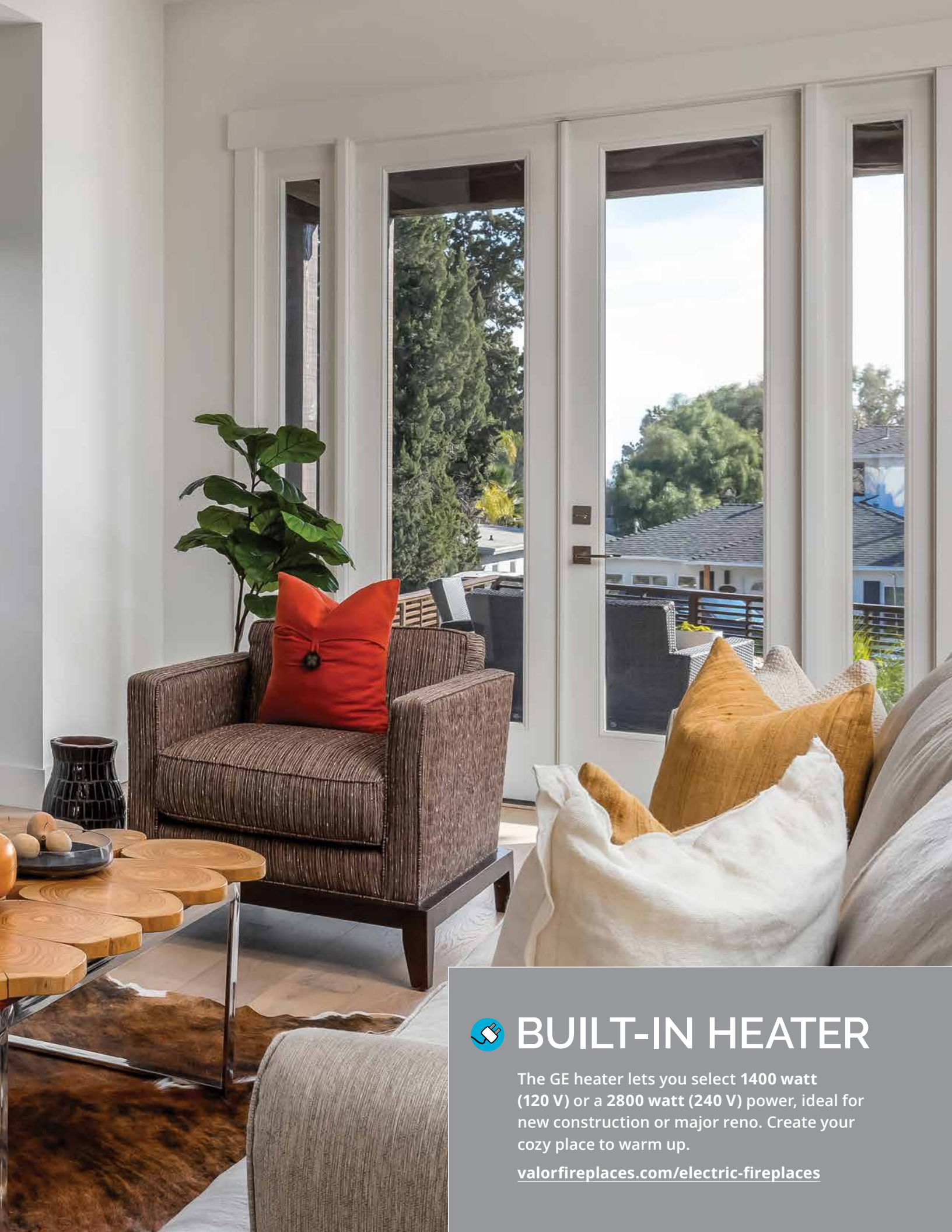


CLEAN INSTALL

Exclusive to the GE4, the Clean Install Kit lets you install a contemporary fireplace without fronts and backing plates in your new build or a significant renovation of your existing fireplace.

valorfireplaces.com/electric-fireplaces

VALOR GE4
CLEAN INSTALL KIT GE4CIK
BIRCH GE4BLK

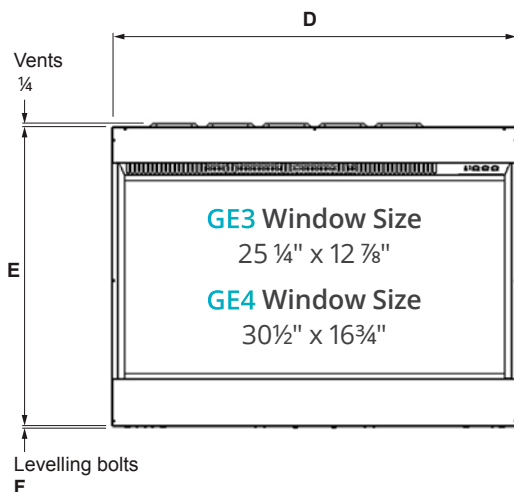
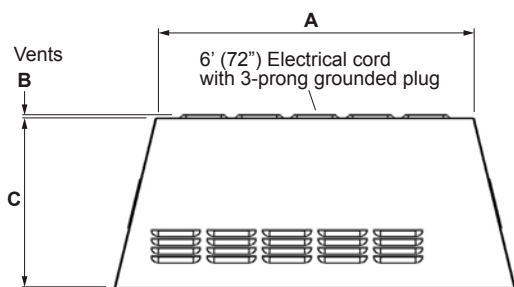


BUILT-IN HEATER

The GE heater lets you select 1400 watt (120 V) or a 2800 watt (240 V) power, ideal for new construction or major reno. Create your cozy place to warm up.

valorfireplaces.com/electric-fireplaces

DIMENSIONS



DIMENSIONS

GE3	GE4
A 21 ¹¹ / ₁₆	A 25 ⁷ / ₈
B 1/8	B 1/4
C 11 ⁷ / ₁₆	C 15
D 27	D 33
E 20	E 23
F 3/16	F 1/4

MINIMUM CAVITY DIMENSIONS

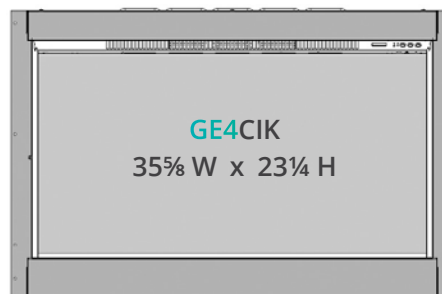
	GE3	GE4
Depth	11 ¹¹ / ₁₆	15 ³ / ₁₆
Rear	2 1/2	25 ⁷ / ₈
Front	27 1/4	33 1/8
Height	20 ¹¹ / ₁₆	23 ³ / ₄

CLEARANCES FROM COMBUSTIBLES

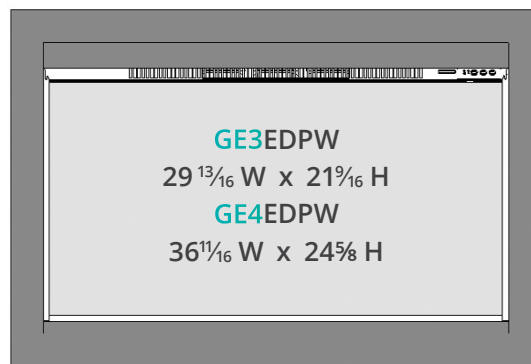
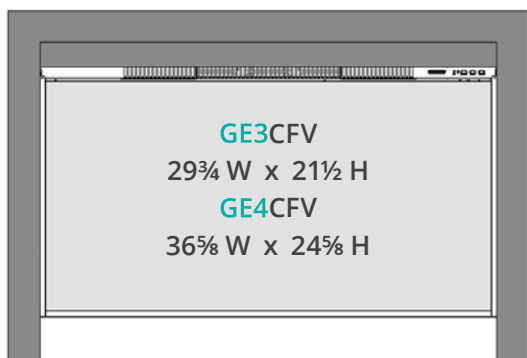
Front: minimum 39"

Top, bottom, sides and rear: 0

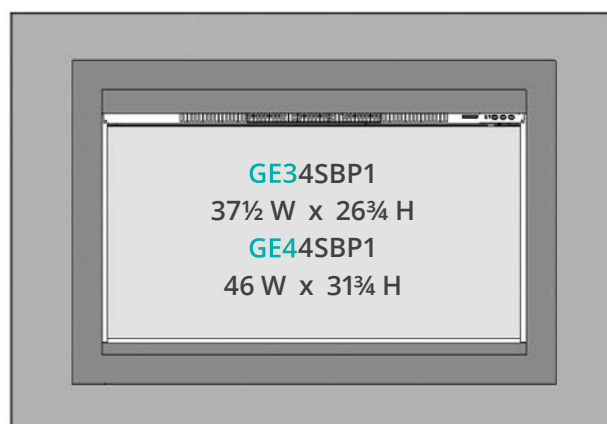
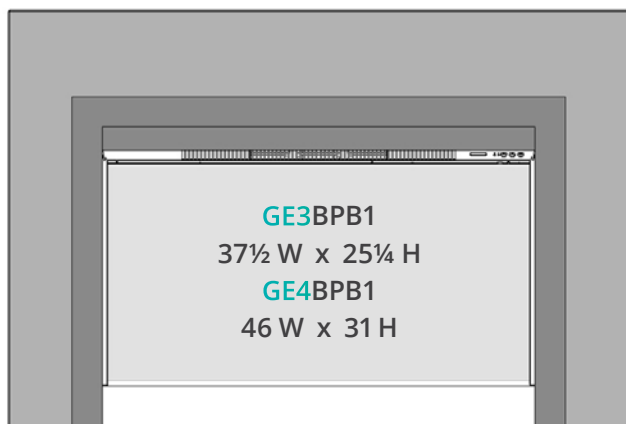
CLEAN INSTALL KIT



FRONTS



BACKING PLATES



GE SPECIFICATIONS

FIRE BEDS

Select a Valor log set:

Glass	Included	Included
<input type="radio"/> Valor Birch	GE3BLK	GE4BLK
<input type="radio"/> Valor Driftwood	GE3DWK	GE4DWK
<input type="radio"/> Valor Splitwood	GE3SWK	GE4SWK

TRIMS

Select a front:

<input type="radio"/> Clearview front, Vintage Iron, 3-sided	GE3CFV	GE4CFV
<input type="radio"/> Edgemont front, Pewter, 4-sided	GE3EDPW	GE4EDPW

Select an optional backing plate:

<input type="radio"/> Clearview Backing plate, 3-sided	GE3BPB1	GE4BPB1
<input type="radio"/> Edgemont Backing plate, 4-sided	GE34SBP1	GE44SBP1
<input type="radio"/> Clean install kit		GE4CIK
<input type="radio"/> Shroud kit (lets you install a front without backing plate)	GE3SK1	GE4SK1

FEATURES

Valor Programmable Remote	Included	Included
Downloadable C&J Smart App (GE WiFi compatible)	Free	Free
Heater, 1400W/120V or 2800W/240V*	Included	Included

Optional external lighting:

LED strip with connector, 9W, 3m w/ 1m extension cable	MLLED9W	MLLED9W
Extension cable, 1.35m	MLEC	MLEC
Two-way splitter cable (1 per fireplace)	ML2WS	ML2WS

*240V setting must be hard-wired.

GE INSTRUCTION MANUAL



ALWAYS REFER TO THE
INSTALLATION MANUAL FOR
COMPLETE INSTRUCTIONS.
valorfireplaces.com/manuals

DOWNLOAD SMART APP



valorfireplaces.com/electric-fireplace

VALOR GE4
CLEARVIEW FRONT GE4CFV
BACKING PLATE GE4BPB1
DRIFTWOOD GE4DWK

IN PARTNERSHIP WITH

**Charlton
& Jenrick**^{LTD}

BRGE25E SEP

Valor[®]
FIREPLACES